

SHARP

Be Original.

PN-V550A
LCD MONITOR

Sharp's 55-Inch Full-HD Monitors Expand Choices for Video Wall Installations



High-Quality Digital Signage Solutions Offer Style and Precision

Sharp's 55-inch full high-definition PN-V550A professional LCD monitor features a 3.5 mm* ultra-slim bezel that gives you the flexibility to build video walls with the dimensions to grace virtually any commercial or public space. Whether installed in a shopping mall, hotel, control room, transport hub, or conference hall, a bank of these monitors will convey your message with overwhelming style and precision. Four monitors set up in a 2 x 2 configuration, for example, will let you display every last pixel of native 4K Ultra HD (3,840 x 2,160-pixel) content on the equivalent of a 110-inch screen. Thanks to Sharp UCCT (Uniform Colour Calibration Technology), colour reproduction and brightness are beautifully consistent on each individual LCD monitor and thus across the entire video wall.

* 3.5 mm is the minimum combined frame width for neighbouring monitors, excluding the gap between the monitors.

Dynamic Video Wall Setup Delivers High Visual Impact

Whether in a commercial or business setting, multiple full-HD PN-V550A monitors can be joined together to create an eye-catching video wall that expands the reach of your message. Multi-monitor configurations are easy to assemble and easy to control via the RS-232C interface or via a network.



5 x 5 video wall (Simulated image)

Excellent Image Quality

The PN-V550A combines full-HD (1,920 x 1,080-pixel) resolution with a display brightness of 500 cd/m², to deliver stunningly bright and detailed images. Full-HD resolution ensures that everything from fine text to intricate graphics is displayed crisply and clearly. Four PN-V550A monitors set up in a 2 x 2 configuration, for example, can beautifully render every single pixel of 4K Ultra HD (3,840 x 2,160-pixel) content in a form equivalent to a 110-inch LCD monitor. What's more, Sharp UCCT (Uniform Colour Calibration Technology) realises brilliant uniformity of colour and brightness.




2 x 2 video wall (Simulated image)

Sharp UCCT (Uniform Colour Calibration Technology) Significantly Increases Uniformity of Colour*

To varying degrees, unevenness of colour and brightness may occur in LCDs. To compensate for this, Sharp UCCT ensures uniformity of colour and brightness across the entire LCD monitor by properly adjusting colour levels with high precision and high definition (at the pixel level).

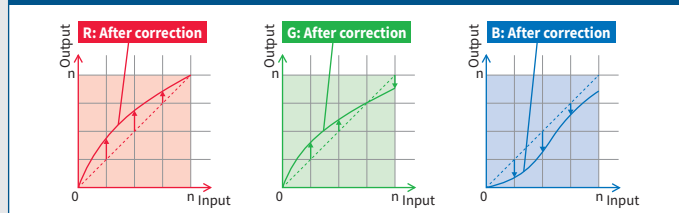
Hybrid Correction of RGB Colour and Brightness

Close-up image of LCD




The display characteristics of each small area in the LCD are measured in terms of various RGB input signals. Uniformity of colour and brightness is then calibrated and corrected for each RGB signal element in a given area, as shown in the graphs below.

Gamma correction for RGB elements (part of the correction processing method)



Simulated image of colour uniformity calibration by Sharp UCCT

Before Calibration



After Calibration



* Brightness level may decrease when activating UCCT.

Ultra-Slim Bezel

The ultra-slim bezel on a PN-V550A enables you to combine multiple units to create a virtually seamless digital canvas. The bezels of adjacent monitors in a video wall combine for a total bezel width of just 3.5 mm*¹—1.2 mm on the right and bottom sides, and 2.3 mm on the left and top sides*². This enables the display of large, crisp images with minimal distraction and maximal impact.




*1 Minimum combined frame width for neighbouring monitors, excluding the gap between them.

*2 Non-display area for neighbouring monitors is 3.9 mm.

Four-Corner Carrying Handles for Safe Setup

To ensure safe handling of the PN-V550A, all four of its corners are fitted with robust carrying handles. Together with the monitor's light weight of 25 kg, these handles enable safe transport and easy, time-saving installation—whether vertically or horizontally.



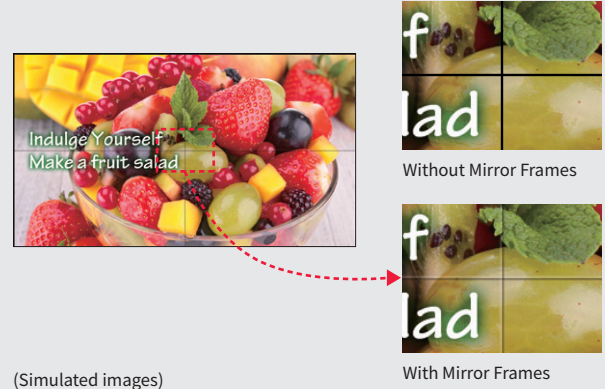
Choice of Installation Mode

The PN-V550A offers a choice of landscape or portrait installation, allowing customers to select the mode that best suits their display content and application.

Mirror Frames (PN-ZR42/ZR43*¹)

In multi-monitor configurations, optional Mirror Frames minimise*² the visible lines between slim-bezel PN-V550A monitors by reflecting mirror images of the display content. This creates more dynamic video walls and an even smoother big-picture effect.

A Multi-Monitor Configuration with Mirror Frames



*1 PN-ZR42: long mirror frame; PN-ZR43: short mirror frame

*2 The visibility of the seams between monitors varies depending on such factors as the on-screen image and the viewing angle.

Control Kit (PN-ZR01A)

When one of the monitors in a video wall is fitted with a remote control sensor box, all of the monitors can be conveniently operated through one remote control unit.



24/7 Operation

Built solid, the PN-V550A is ideal for use in 24-hour stores and in other demanding professional applications that require round-the-clock operation seven days a week.

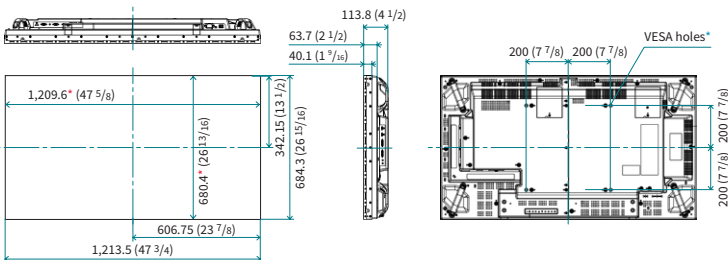


Specifications

Model Name	PN-V550A	
Installation	Landscape / Portrait	
LCD Panel	55-inch widescreen (138.8 cm diagonal) TFT LCD	
	Max. Resolution	1,920 x 1,080 pixels
	Max. Display Colours (approx.)	16.77 million colours
	Pixel Pitch (H x V)	0.63 x 0.63 mm
	Brightness* ¹	500 cd/m ² (default: 400 cd/m ²)
	Contrast Ratio* ¹	4,000 : 1
	Viewing Angle (H/V)	178°/178° (CR ≥10)
	Active Screen Area (W x H)	1,209.6 x 680.4 mm (47 5/8" x 26 13/16")
	Response Time	8 ms (grey to grey, avg.)
	Backlight	LED, full array
Computer Input	Video	Analogue RGB (0.7 Vp-p) [75 Ω], Digital (conforms to DVI 1.0 standards), DisplayPort 1.1a
	Synchronisation	Horizontal/vertical separation (TTL: positive/negative), Sync-on-green* ² , Composite sync* ² (TTL: positive/negative)
	Plug & Play	VESA DDC2B
	Power Management	VESA DPMS, DVI DMPM
Video Colour System	NTSC (3.58 MHz, 4.43 MHz), PAL, PAL60, SECAM	
Input Terminals* ³	HDMI™* ⁴ x 1, Mini D-sub 15-pin x 1* ⁵ , video x 1* ⁵ , Component video x 1* ⁵ , DisplayPort™ x 1, DVI-I-29 pin (HDCP compatible) x 1, 3.5 mm-diameter mini stereo jack x 1, RS-232C x 1, D-sub 9-pin x 1, Control kit terminal x 1	
Output Terminals* ³	DisplayPort* ⁶ x 1, DVI-D 24-pin (HDCP compatible) x 1, 3.5 mm-diameter mini stereo jack x 1, RS-232C x 1, D-sub 9-pin x 1	
Input/Output Terminals* ³	LAN port	
Mounting	VESA (4 points), 400 mm (15 3/4") pitch	
Power Supply	100V–240V AC, 50/60 Hz	
Power Consumption	185 W	
Environmental Conditions	Operating Temperature	0°C to 40°C
	Operating Humidity	20% to 80% RH (no condensation)
Dimensions* ⁷ (W x D x H) (approx.)	1,213.5 x 113.8 x 684.3 mm (47 3/4" x 4 1/2" x 26 15/16")	
Weight (approx.)	25 kg (55.1 lbs)	
Main Accessories	Cable clamp x 4, cable clamp (insertion type) x 2, power cord x 1, CD-ROM x 1, set-up manual x 1, remote control sensor box mounting hole concealing sticker x 2	

*¹ Brightness and contrast ratio depend on input mode and other picture settings. Brightness level will decrease slightly over the lifetime of the product. Due to the physical limitations of the equipment, it is not possible to maintain a precisely constant level of brightness. *² D-sub input terminal only. *³ Use a commercially available connection cable for PC and other video connections. *⁴ For both PC and AV components. *⁵ Analogue PC, video, and component video are switchable (via the bottom interface); use the menu to select. Note that video and component video inputs require a conversion cable connected via the mini D-sub 15-pin jack. *⁶ For video signals only. *⁷ Display only, not including protrusions.

Dimensions

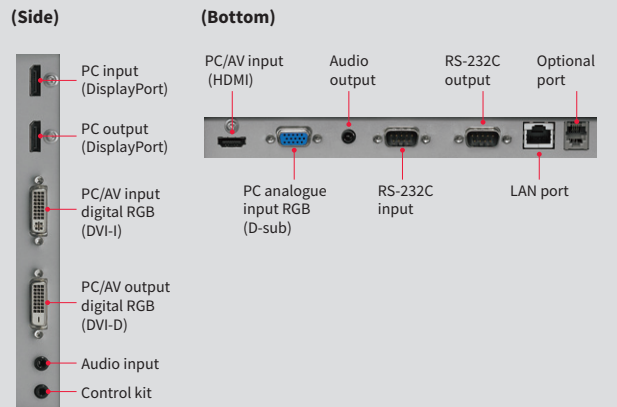


Units: mm (inch)

* Screen dimensions

* To use the VESA-standard mounting bracket, use M6 screws that are 8 to 10 mm plus the thickness of the bracket.

Input/Output Terminals



Options

- **PN-ZR01A : Control Kit** (remote controller and remote control sensor box)
- **PN-ZR42 : Long Mirror Frame**
- **PN-ZR43 : Short Mirror Frame**

DisplayPort and the DisplayPort Compliance Logo are trademarks owned by the Video Electronics Standards Association in the US and other countries. The terms HDMI and HDMI High-Definition Multimedia Interface, and the HDMI Logo are trademarks or registered trademarks of HDMI Licensing Administrator, Inc. in the United States and other countries. All other brand names and product names may be trademarks or registered trademarks of their respective owners. Design and specifications are subject to change without prior notice.



Distributed by:

SHARP